



CASTLEGAR

## 2012-2016 Draft Financial Plan





## Principles of Municipal Government (Community Charter, Part 1)

Municipalities and their Councils are recognized as an order of government within their jurisdiction that:

- a) is democratically elected, autonomous, responsible and accountable,
- b) is established and continued by the will of the residents of their communities, and
- c) provides for the municipal purposes of their communities.

In relation of the above, the Provincial government recognizes that municipalities require

- a) adequate powers and discretion to address existing and future community needs,
- b) authority to determine the public interest of their communities,
- c) the ability to draw on financial and other resources that are adequate to support community needs,
- d) authority to determine the levels of municipal expenditures and taxation that are appropriate for their purposes,
- e) authority to provide effective management and deliver of services in a manner that is responsive to community needs.

It is within this framework that Council operates,  
including the adoption of the  
Financial Plan

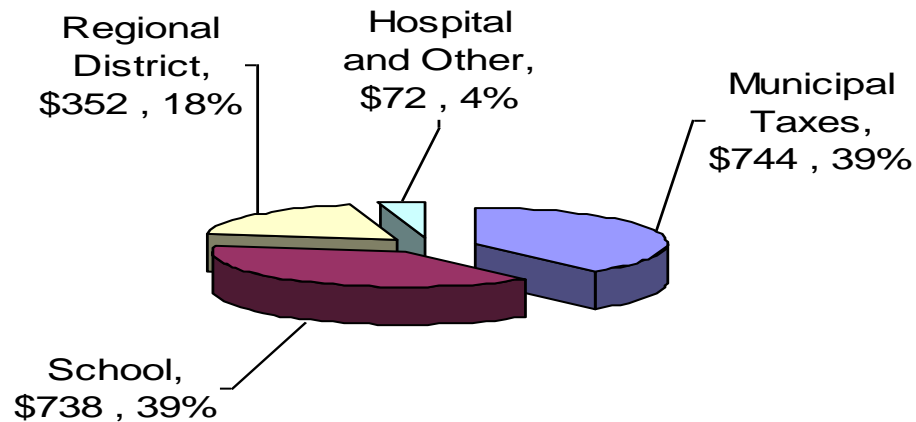
A decorative graphic at the bottom of the slide consists of a blue wavy line that flows from the left side towards the right. A blue arrow points upwards from the wavy line, pointing towards the text above it.



# Highlights of the proposed 2012-2016 Financial Plan

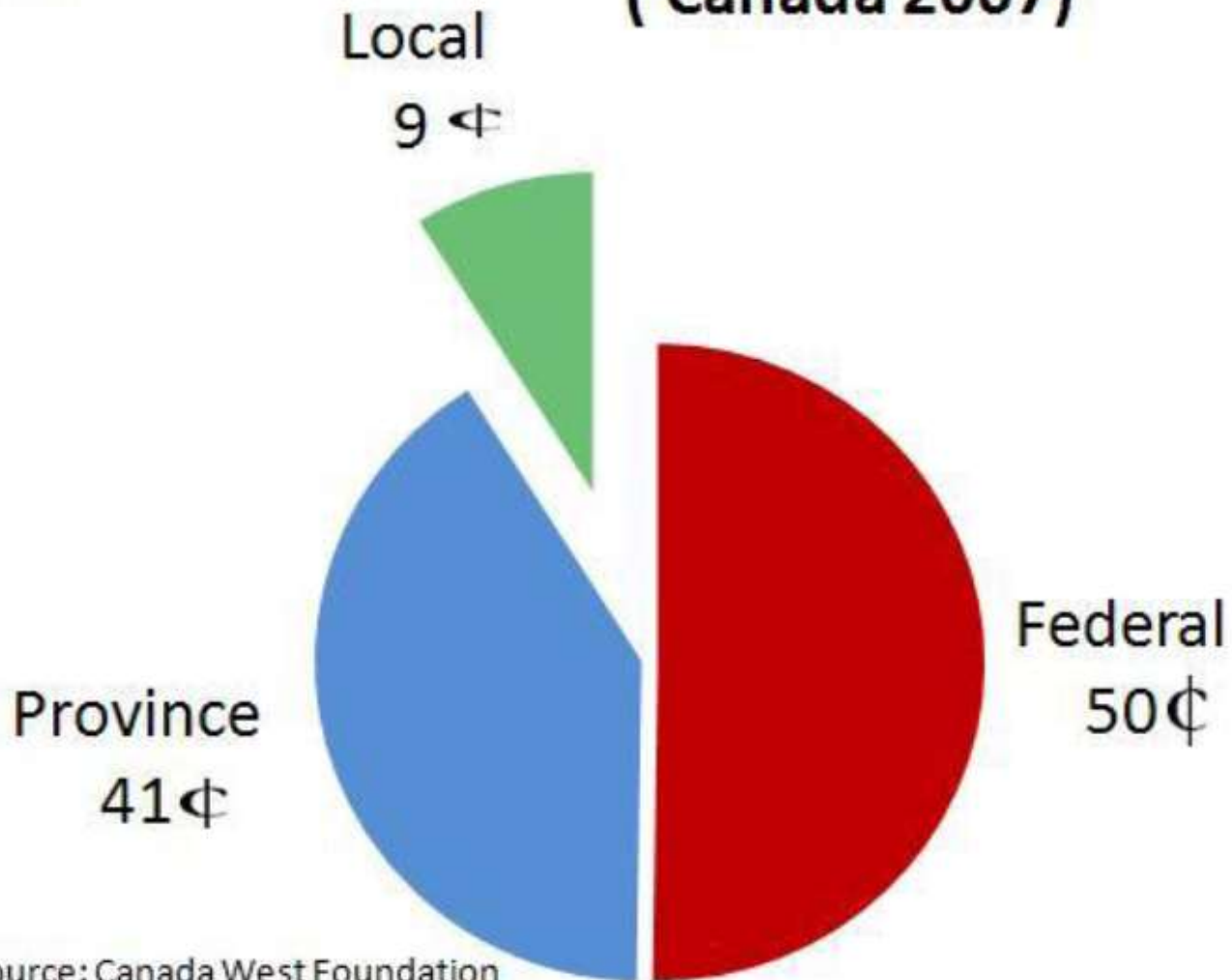
Property taxes that you pay to the City include your payment to the provincial government for school taxes as well as tax amounts due to regional taxing authorities. Municipal taxes are less than 40% of total property taxes collected.

Where Your Tax Dollars Go (2012 estimate)





## \$ Tax Collected ( Canada 2007 )



Source: Canada West Foundation



Local  
94

- Police
- Public Works
- Parks & Recreation
- Bylaws and Enforcement
- Fire Department
- Heritage & Culture
- Transit
- Planning & Building Insp.
- Economic Development

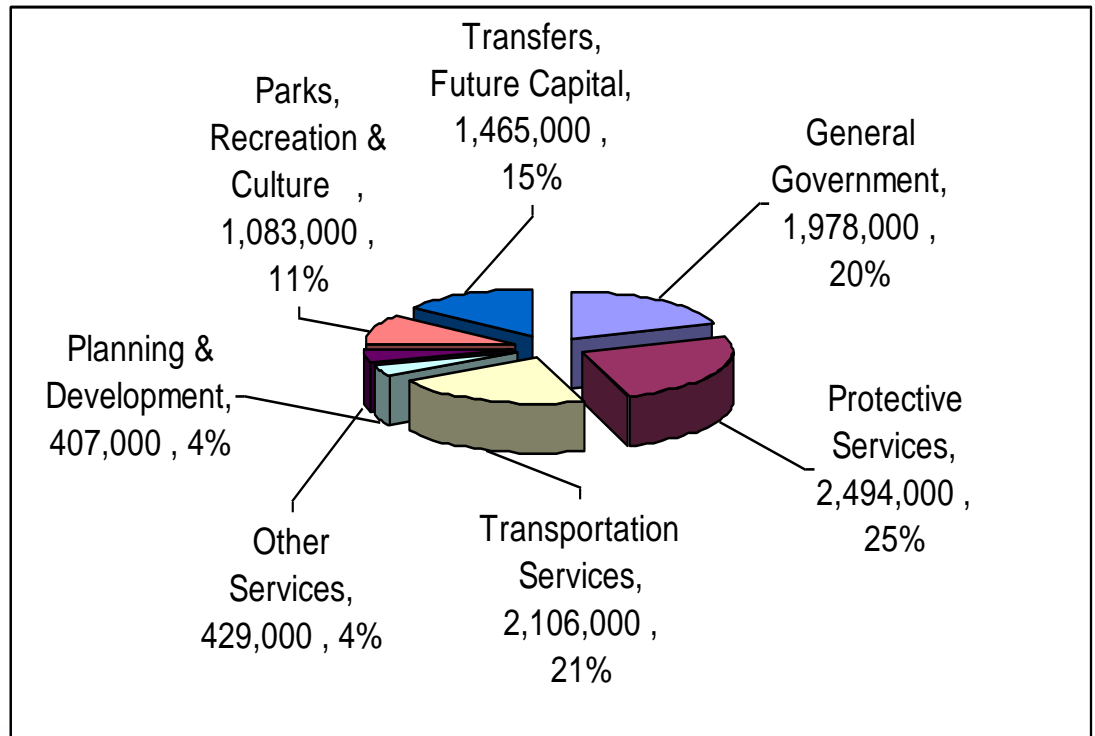




# Highlights of the proposed 2012-2016 Financial Plan

## General Services Budget 2012

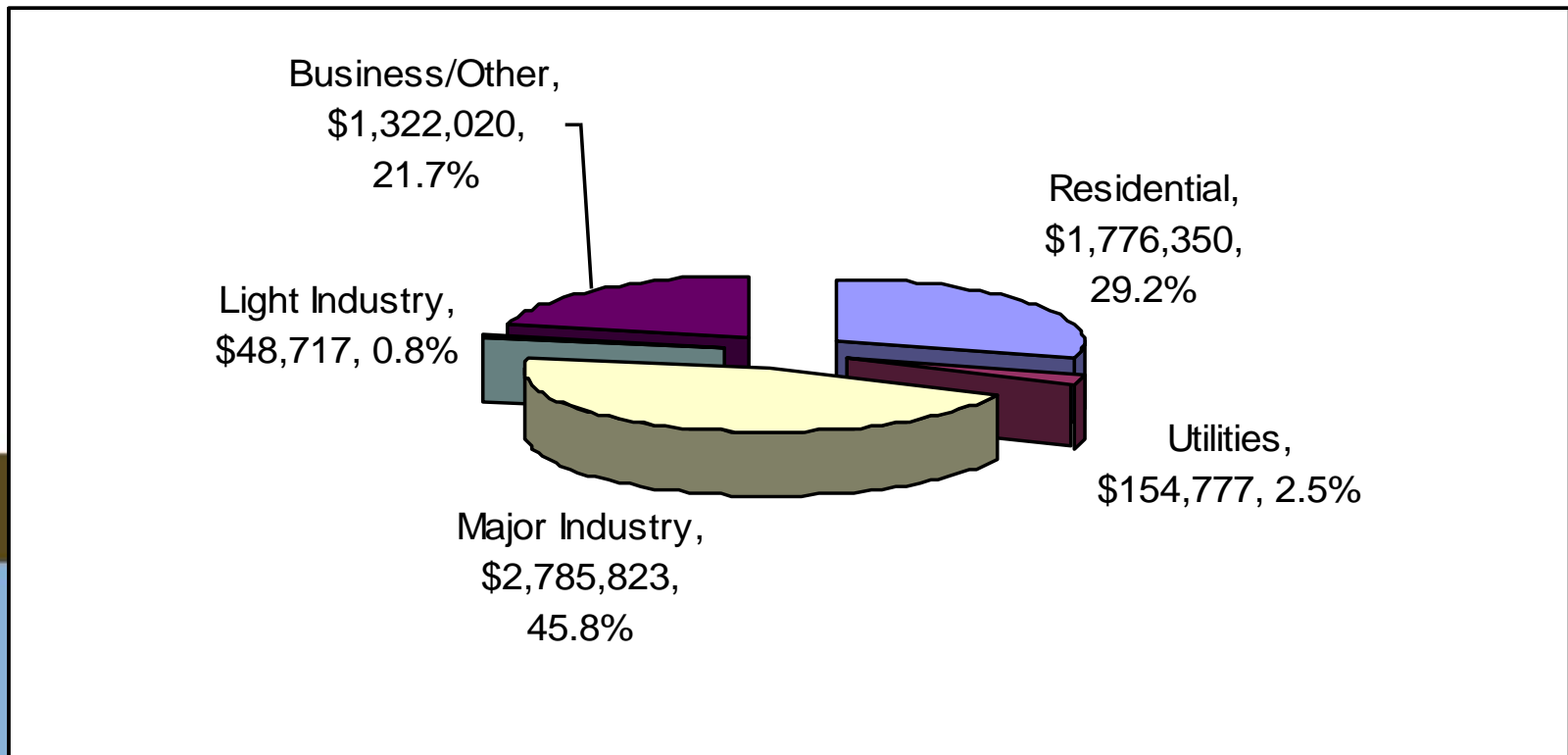
General Government	\$1,976,000
Police	1,747,000
Fire, Emergency, bldg insp.	747,000
Transportation Services	2,106,000
Environmental Health	429,000
Planning & Development	407,000
Parks, Recreation, Culture	1,083,000
Transfers, Future Capital	<u>1,465,000</u>
	\$9,960,000
General Capital	<u>2,519,000</u>
	12,479,000
Collections for others	<u>7,291,000</u>
	19,762,000





## Highlights of the proposed 2012-2016 Financial Plan

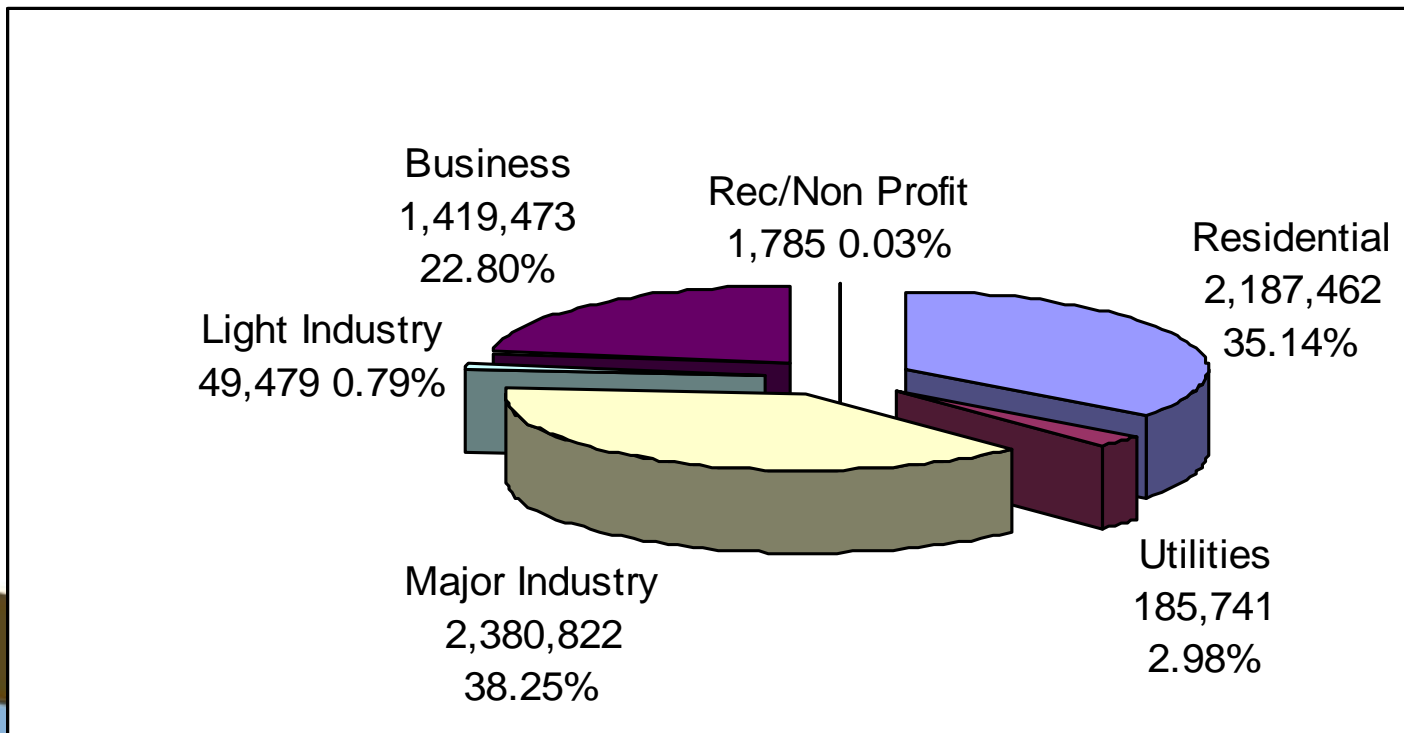
How municipal taxes were distributed in Castlegar in 2009. Major Industry accounted for 45.8% of all municipal property taxes paid in 2009, 39.7% in 2010 and 38.25% in 2011. The city is becoming less dependant on this property tax class which accounts for approximately 9% of the assessment base.





# Highlights of the proposed 2012-2016 Financial Plan

How municipal taxes were distributed in Castlegar in 2011.





## Highlights of the proposed 2012-2016 Financial Plan

The budget proposes that residential taxes be increased by approximately \$35 for the average single family home (average assessment is approximately \$255,715). The additional cost to the average home owner is approximately \$2.92 per month. The budget recommends that business taxes rise by 2% and major industry taxes decrease by \$55,000. The major industry adjustment is provided in order to comply with a previously signed agreement with Celgar.

Taxing Jurisdiction	2012	2011	Increase
City	\$744	\$709	\$35
*School	738	724	14
*Regional District	352	345	7
*Hospital, BCAA, MFA	72	71	1
Sub Total	1,907	1,849	58
Less: Provincial Home Owner Grant	(770)	(770)	
Total	\$1,137	1,079	58
* estimated increase 2%			



## Highlights of the proposed 2012-2016 Financial Plan

The taxation policy recommended in the 2012 budget will ensure fair taxation for all property tax classes. The City of Castlegar residential class will remain among the lowest in the area when Castlegar 2012 taxes and charges are compared with taxes and charges in other jurisdictions in 2011.

### Taxes and Charges on a Representative House, 2011 (Castlegar Data is 2012 estimate)

(Source: Ministry of Community Services)

City	Municipal Taxes	School	Regional District	Hospital and Other	Total Taxes	Parcel Taxes	User Fees	Total
Castlegar	744	738	352	72	<b>1,907</b>	-	769	2,676
Trail	774	513	473	62	<b>1,822</b>	150	599	2,571
Nakusp	746	557	323	118	<b>1,744</b>	245	565	2,554
Creston	856	528	567	121	<b>2,072</b>	326	404	2,802
Warfield	772	578	410	145	<b>1,905</b>	455	475	2,835
Fruitvale	547	604	751	150	<b>2,052</b>	510	555	3,117
Cranbrook	1,584	641	35	67	<b>2,327</b>	168	630	3,125
Nelson	1,371	835	489	93	<b>2,788</b>	15	1,097	3,900
Rossland	1,588	723	493	154	<b>2,958</b>	199	701	3,858
Average	998	635	433	109	<b>2,175</b>	279	644	3,049

For Castlegar only: School taxes, Regional District taxes and other taxes have been increased by 2% from 2011  
Average single family home assessment: 255,715



## Highlights of the proposed 2012-2016 Financial Plan

The 2012 budget provides a commitment to maintain historical service levels to the community. The City has added significantly to the kilometres of road, water, sewer, and area of green space that must be maintained over the years.

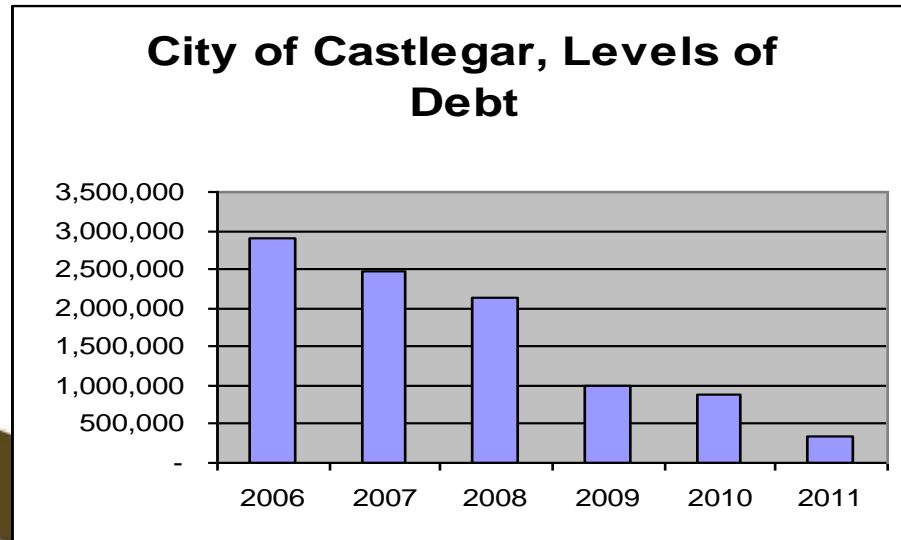
- In 2011 a new employee was added to the Transportation and Civic Works workforce.
- In 2009/10 two additional police officers were added to the municipal detachment.
- In 2009 the City hired a full time Information Technology Manager.
- In 2004 the City amalgamated with the Blueberry Improvement District.



# Highlights of the proposed 2012-2016 Financial Plan

Council must be proactive in keeping pace with rising costs and carefully plan for inevitable infrastructure renewal requirements. Not keeping pace with rising costs means that we are falling behind and many jurisdictions have found that they must borrow and then levy additional taxation or parcel taxes to upgrade existing infrastructure; leveraging the future to pay for current requirements.

Appropriate taxation policy will ensure that debt levels are minimized, funds are available for critical infrastructure renewal and maintenance work and that the community operates in a financially stable environment.





## Highlights of the proposed 2012-2016 Financial Plan

- \$2,511,000 in general fund capital projects.
- First Street re-grading, paving and sidewalks, \$225,000.
- \$35,000 for a road assessment. A paving maintenance program that will upgrade roads as needed will be implemented in the following year and will be combined with Water/Sewer maintenance work.
- 2,511,000 in general fund capital projects.
- \$120,000 for a new Backhoe. The City continues with its plan to gradually renew its equipment fleet. This will help minimize downtime of equipment, maximize productivity and reduce the on-going maintenance costs of the aging fleet.
- Ongoing commitment to recreation and beautification initiatives. Millennium Park Enhancements, \$1,000,000 contingent on grant funding or internal borrowing, Downtown Re-vite area \$50,000, Lights on Cobra Climb, \$12,000, Communities in Bloom, \$30,000, development of Twin Rivers Estate Park, \$75,000.
- \$4,544,000 in Water Fund Capital projects. Including the Airport Water System project \$1,500,000, South Reservoir \$894,000, Water Treatment Centre \$1,200,000.
- \$1,210,000 in Sewer Fund projects. Including the Airport Sewer System project \$680,000. SSTP Lime Injection and other work \$210,000. Sewer Main Replacement \$150,000. Lift Stations \$60,000.
- Airport Fund Capital projects, \$1,189,500



# Draft 2012-2016 Financial Plan

Questions

Comments

Suggestions

